


**MOOV™**  
POOL PRODUCTS

**PAR56**

PAR56 light  
replacement kit

---



**MOOV**  
POOL PRODUCTS

moovpool.com

**1 Year Warranty**

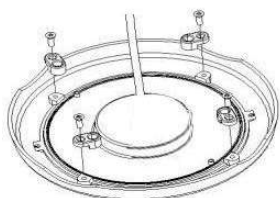
**Color option**

## Installation

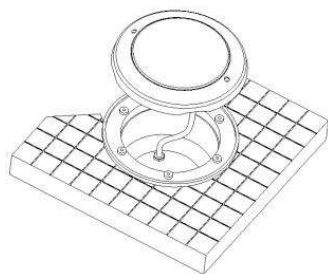
1. Insert the light into the faceplate.



2. Screw in the plastic inserts.



3. Press in the light and faceplate.



## Details

### Installation without Deckbox

- Cut the wire and use the underwater connector.
- Dispose of the receptacle and the gasket.

### Installation with Deckbox

- Bring up the wire from the niche to the deckbox.
- Dispose of the receptacle and the gasket.

All products include an underwater connector.

## ML35RGP56 Light

15 pre-programmed color effects available.



**Optional :** With the addition of the P56CLA kit, it will now be possible to replace 10" in-ground pool lights.

PAR56 Light	ML18WP56	ML35WP56	ML35RGP56
Cord length	3m	3m	3m
Wattage	18	35	35
Color	4000K White	4000K White	4000K White + RGB
Technology	LED	LED	LED
Part Warranty	1 year	1 year	1 year

**Note :** To prevent risk of property damage and to ensure optimum performance, do not exceed the load factor specified.